
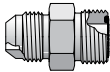
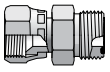

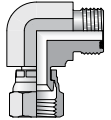

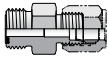



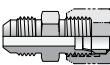
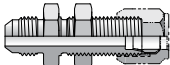

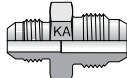
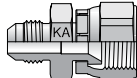

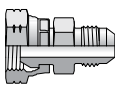
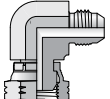









# Conversion Adapters

K

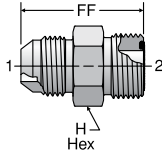
|  |  |  |  |  |   |
|--|--|--|--|--|---|
|   | <p><b>XHLO</b><br/>37° Flare / ORFS</p>  <p>K3</p>          | <p><b>LOHX6</b><br/>37° Swivel / ORFS</p>  <p>K3</p>        | <p><b>XHL6</b><br/>37° Flare / ORFS Swivel</p>  <p>K3</p>     | <p><b>LOEX6</b><br/>Description</p>  <p>K3</p>                |   |
|   | <p><b>BUHLO</b><br/>ORFS / 24° Flareless</p>  <p>K4</p>     |   | <p><b>LOHU86</b><br/>Metric 24° Flareless/ORFS</p>  <p>K4</p> |  |   |
|   | <p><b>XHBU</b><br/>37° Flare / Flareless</p>  <p>K4</p>     | <p><b>XHBU2</b><br/>37° / Flareless Bulkhead</p>  <p>K4</p> |    | <p><b>XHMKA</b><br/>37° Flare / 30° Flare</p>  <p>J5</p>      | <p><b>XHMKA6</b><br/>37° Flare / 30° Swivel</p>  <p>J5</p> |
|  | <p><b>XHMK46</b><br/>37° Flare / BSPP Swivel</p>  <p>K5</p> | <p><b>XEMK46</b><br/>37° Flare / BSPP Swivel</p>  <p>K5</p> |   | <p><b>XHU86</b><br/>37° / Metric 24° Flareless</p>  <p>K5</p> |   |

**O-Rings and Seals (Shown in Section N)**

|   |   |  |
|---|---|--|
|  | <p><b>ORFS O-Ring</b></p>  <p>N4</p> | <p><b>EO O-Ring</b></p>  <p>N10</p> |
|---|---|--|

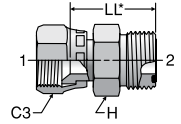
### XHLO

Male Adapter  
37° Flare / ORFS



### LOHX6

Swivel Adapter  
37° Flare Swivel / ORFS



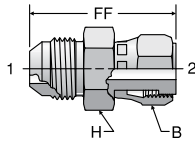
\*LL – End to base of flare

| TUBE FITTING PART # | END SIZE |         | FF (in.) | H HEX (in.) | Dynamic Pressure (x 1,000 PSI) |      |
|---------------------|----------|---------|----------|-------------|--------------------------------|------|
|                     | 1 (in.)  | 2 (in.) |          |             | -S                             | -SS  |
|                     | 4 XHLO   | 1/4     |          |             | 1/4                            | 1.25 |
| 6 XHLO              | 3/8      | 3/8     | 1.34     | 3/4         | 6.0                            | 7.2  |
| 8 XHLO              | 1/2      | 1/2     | 1.55     | 7/8         | 6.0                            | 7.2  |
| 10 XHLO             | 5/8      | 5/8     | 1.83     | 1 1/16      | 5.0                            | 6.0  |
| 12 XHLO             | 3/4      | 3/4     | 2.05     | 1 1/4       | 5.0                            | 6.0  |
| 16 XHLO             | 1        | 1       | 2.16     | 1 1/2       | 4.5                            | 5.4  |
| 20 XHLO             | 1 1/4    | 1 1/4   | 2.29     | 1 3/4       | 4.0                            | 4.8  |
| 24 XHLO             | 1 1/2    | 1 1/2   | 2.48     | 2 1/8       | 3.0                            | 3.6  |

| TUBE FITTING PART # | END SIZE |         | C3 HEX (in.) | H HEX (in.) | LL Ref. (in.) | Dynamic Pressure (x 1,000 PSI) |      |
|---------------------|----------|---------|--------------|-------------|---------------|--------------------------------|------|
|                     | 1 (in.)  | 2 (in.) |              |             |               | -S                             | -SS  |
|                     | 4 LOHX6  | 1/4     |              |             |               | 1/4                            | 9/16 |
| 6 LOHX6             | 3/8      | 3/8     | 11/16        | 3/4         | 1.06          | 5.0                            | 6.0  |
| 8 LOHX6             | 1/2      | 1/2     | 7/8          | 7/8         | 1.21          | 5.0                            | 6.0  |
| 10 LOHX6            | 5/8      | 5/8     | 1            | 1 1/16      | 1.40          | 5.0                            | 6.0  |
| 12 LOHX6            | 3/4      | 3/4     | 1 1/4        | 1 1/4       | 1.48          | 5.0                            | 6.0  |
| 16 LOHX6            | 1        | 1       | 1 1/2        | 1 1/2       | 1.64          | 3.6                            | 4.3  |
| 20 LOHX6            | 1 1/4    | 1 1/4   | 2            | 1 3/4       | 1.77          | 3.6                            | 4.3  |

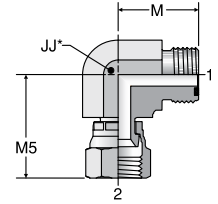
### XHL6

Male Swivel Adapter  
ORFS Swivel / 37° Flare



### LOEX6

Swivel Elbow  
ORFS / 37° Flare Swivel



\* JJ – Across wrench flats

| TUBE FITTING PART # | END SIZE |         | B HEX (in.) | FF (in.) | H HEX (inch) (in.) | Dynamic Pressure (x 1,000 PSI) |       |
|---------------------|----------|---------|-------------|----------|--------------------|--------------------------------|-------|
|                     | 1 (in.)  | 2 (in.) |             |          |                    | -S                             | -SS   |
|                     | 4 XHL6   | 1/4     |             |          |                    | 1/4                            | 11/16 |
| 6 XHL6              | 3/8      | 3/8     | 13/16       | 1.61     | 3/4                | 6.0                            | 7.2   |
| 8 XHL6              | 1/2      | 1/2     | 15/16       | 1.90     | 7/8                | 6.0                            | 7.2   |
| 10 XHL6             | 5/8      | 5/8     | 1 1/8       | 2.20     | 1 1/16             | 5.0                            | 6.0   |
| 12 XHL6             | 3/4      | 3/4     | 1 3/8       | 2.50     | 1 1/4              | 5.0                            | 6.0   |
| 16 XHL6             | 1        | 1       | 1 5/8       | 2.66     | 1 1/2              | 4.5                            | 5.4   |
| 20 XHL6             | 1 1/4    | 1 1/4   | 1 7/8       | 2.80     | 1 11/16            | 4.0                            | 4.8   |

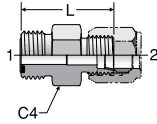
| TUBE FITTING PART # | END SIZE |             | JJ (in.) | M (in.) | M5 (in.) | Dynamic Pressure (x 1,000 PSI) |      |
|---------------------|----------|-------------|----------|---------|----------|--------------------------------|------|
|                     | 1 (in.)  | 2 UN/UNF-2B |          |         |          | -S                             | -SS  |
|                     | 4 LOEX6  | 1/4         |          |         |          | 1/4                            | 9/16 |
| 6 LOEX6             | 3/8      | 3/8         | 3/4      | 0.98    | 1.25     | 5.0                            | 5.0  |
| 8 LOEX6             | 1/2      | 1/2         | 3/4      | 1.10    | 1.38     | 5.0                            | 5.0  |
| 10 LOEX6            | 5/8      | 5/8         | 1 1/16   | 1.31    | 1.63     | 5.0                            | 5.0  |
| 12 LOEX6            | 3/4      | 3/4         | 1 3/16   | 1.47    | 1.80     | 5.0                            | 5.0  |
| 16 LOEX6            | 1        | 1           | 1 7/16   | 1.64    | 2.00     | 4.0                            | 4.0  |
| 20 LOEX6            | 1 1/4    | 1 1/4       | 1 5/8    | 1.76    | 2.31     | 3.6                            | 3.6  |
| 24 LOEX6            | 1 1/2    | 1 1/2       | 1 7/8    | 1.92    | 2.59     | 3.0                            | 3.0  |

Dimensions and pressures for reference onl , sub ect to change.



# BUHLO

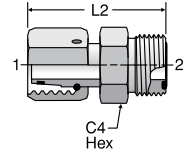
Ferulok Male Adapter  
ORFS / SAE Flareless



| TUBE FITTING PART # | END SIZE |         | C4 HEX (in.) | L (in.) | Dynamic Pressure (x 1,000 PSI) |     |
|---------------------|----------|---------|--------------|---------|--------------------------------|-----|
|                     | 1 (in.)  | 2 (in.) |              |         | -S                             | -SS |
|                     | 6 BUHLO  | 3/8     |              |         | 3/8                            | 3/4 |
| 8 BUHLO             | 1/2      | 1/2     | 7/8          | 1.45    | 5.0                            | 6.0 |
| 10 BUHLO            | 5/8      | 5/8     | 1 1/16       | 1.70    | 5.0                            | 6.0 |
| 12 BUHLO            | 3/4      | 3/4     | 1 1/4        | 1.88    | 4.5                            | 5.4 |
| 16 BUHLO            | 1        | 1       | 1 1/2        | 1.94    | 4.0                            | 4.8 |

# LOHU86

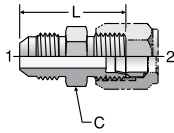
EO Swivel Adapter  
24° Flareless Metric  
Swivel (EO) / ORFS



| TUBE FITTING PART # | END SIZE        |         | C4 HEX (in.) | L2 (in.) | Dynamic Pressure (x 1,000 PSI) |     |
|---------------------|-----------------|---------|--------------|----------|--------------------------------|-----|
|                     | 1 EO Swivel     | 2 (in.) |              |          | -S                             | -SS |
|                     | <b>L Series</b> |         |              |          |                                |     |
| 4 -6L LOHU86        | 6L              | 1/4     | 5/8          | 1.32     | 4.5                            | 5.4 |
| 4-8L LOHU86         | 8L              | 1/4     | 5/8          | 1.32     | 4.5                            | 5.4 |
| 6-10L LOHU86        | 10L             | 3/8     | 3/4          | 1.44     | 4.5                            | 5.4 |
| 8-12L LOHU86        | 12L             | 1/2     | 7/8          | 1.53     | 4.5                            | 5.4 |
| 10-15L LOHU86       | 15L             | 5/8     | 1 1/16       | 1.82     | 4.5                            | 5.4 |
| 12-18L LOHU86       | 18L             | 3/4     | 1 1/4        | 1.89     | 4.5                            | 5.4 |
| 16-22L LOHU86       | 22L             | 1       | 1 1/2        | 2.08     | 2.5                            | 3.0 |
| <b>S Series</b>     |                 |         |              |          |                                |     |
| 4-6S LOHU86         | 6S              | 1/4     | 5/8          | 1.32     | 9.2                            | 9.2 |
| 4-8S LOHU86         | 8S              | 1/4     | 5/8          | 1.34     | 9.2                            | 9.2 |
| 6-10S LOHU86        | 10S             | 3/8     | 3/4          | 1.44     | 9.2                            | 9.2 |
| 8-12S LOHU86        | 12S             | 1/2     | 7/8          | 1.59     | 9.2                            | 9.2 |
| 10-14S LOHU86       | 14S             | 5/8     | 1 1/16       | 1.84     | 9.2                            | 9.2 |
| 10-16S LOHU86       | 16S             | 5/8     | 1 1/16       | 1.84     | 5.8                            | 5.8 |
| 12-20S LOHU86       | 20S             | 3/4     | 1 1/4        | 2.05     | 5.8                            | 5.8 |
| 16-25S LOHU86       | 25S             | 1       | 1 1/2        | 2.15     | 5.8                            | 5.8 |

# XHBU

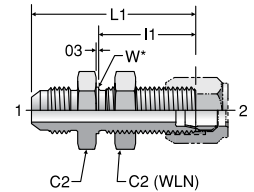
Union Adapter  
SAE Flareless / 37° Flare



| TUBE FITTING PART # | END SIZE |         | C HEX (in.) | L (in.) | Dynamic Pressure (x 1,000 PSI) |     |
|---------------------|----------|---------|-------------|---------|--------------------------------|-----|
|                     | 1 (in.)  | 2 (in.) |             |         | -S                             | -SS |
|                     | 4 XHBU   | 1/4     |             |         | 1/4                            | 1/2 |
| 6 XHBU              | 3/8      | 3/8     | 5/8         | 1.28    | 5.0                            | 7.7 |
| 8 XHBU              | 1/2      | 1/2     | 13/16       | 1.47    | 5.0                            | 7.7 |
| 10 XHBU             | 5/8      | 5/8     | 15/16       | 1.69    | 5.0                            | 6.0 |
| 12 XHBU             | 3/4      | 3/4     | 1 1/8       | 1.94    | 4.5                            | 6.0 |
| 16 XHBU             | 1        | 1       | 1 5/8       | 1.97    | 4.0                            | 4.8 |
| 20 XHBU             | 1 1/4    | 1 1/4   | 1 3/4       | 2.00    | 3.0                            | 3.6 |
| 24 XHBU             | 1 1/2    | 1 1/2   | 2 1/8       | 2.16    | 2.0                            | 2.4 |

# XHBU2

Bulkhead Union Adapter  
SAE Flareless Bulkhead /  
37° Flare



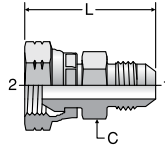
\*W – Bulkhead pilot dia. recommended clearance hole is +.015 over W dia.

| TUBE FITTING PART # | END SIZE |         | C2 HEX (in.) | I1 (in.) | L1 (in.) | W (in.) | Max. Bulkhead Thickness | Dynamic Pressure (x 1,000 PSI) |       |
|---------------------|----------|---------|--------------|----------|----------|---------|-------------------------|--------------------------------|-------|
|                     | 1 (in.)  | 2 (in.) |              |          |          |         |                         | -S                             | -SS   |
|                     | 4 XHBU2  | 1/4     |              |          |          |         |                         | 1/4                            | 11/16 |
| 6 XHBU2             | 3/8      | 3/8     | 13/16        | 1.17     | 2.08     | 0.56    | 0.40                    | 5.0                            | 7.7   |
| 8 XHBU2             | 1/2      | 1/2     | 1            | 1.31     | 2.31     | 0.75    | 0.40                    | 5.0                            | 7.7   |
| 10 XHBU2            | 5/8      | 5/8     | 1 1/8        | 1.45     | 2.56     | 0.88    | 0.37                    | 5.0                            | 7.7   |
| 12 XHBU2            | 3/4      | 3/4     | 1 3/8        | 1.56     | 2.94     | 1.06    | 0.43                    | 4.5                            | 5.4   |
| 16 XHBU2            | 1        | 1       | 1 5/8        | 1.56     | 2.95     | 1.31    | 0.43                    | 4.0                            | 4.8   |

Dimensions and pressures for reference onl , sub ect to change.

# XHMK46

BSPP Swivel Adapter  
37° Flare / BSPP 60° Cone  
Swivel

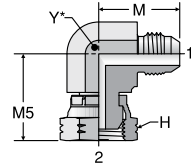


Swivel end mates with BS5200 (Parker K4) adapters and Parker D9 hose fittings.

| TUBE FITTING PART # | END SIZE |        | C HEX (mm) | L (mm) | Dynamic Pressure (x 1,000 PSI) |  |  |
|---------------------|----------|--------|------------|--------|--------------------------------|--|--|
|                     | 1 (in.)  | 2 BSPP |            |        | -S                             |  |  |
| 6-4XHMK46           | 3/8      | 1/4-19 | 17         | 40.0   | 5.0                            |  |  |
| 6XHMK46             | 3/8      | 3/8-19 | 17         | 39.2   | 4.0                            |  |  |
| 8-6XHMK46           | 1/2      | 3/8-19 | 19         | 42.3   | 4.0                            |  |  |
| 8XHMK46             | 1/2      | 1/2-14 | 19         | 45.0   | 4.0                            |  |  |
| 10-8XHMK46          | 5/8      | 1/2-14 | 24         | 48.6   | 4.0                            |  |  |
| 12XHMK46            | 3/4      | 3/4-14 | 30         | 50.0   | 4.0                            |  |  |
| 12-16XHMK46         | 3/4      | 1-11   | 36         | 56.8   | 3.0                            |  |  |
| 16XHMK46            | 1        | 1-11   | 36         | 58.0   | 3.0                            |  |  |

# XEMK46

90° BSP Swivel Adapter  
37° Flare / BSPP 60° Cone  
Swivel



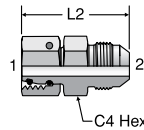
Swivel end mates with BS5200 (Parker K4) adapters and Parker D9 hose fittings.

\* Y – Across wrench flats

| TUBE FITTING PART # | END SIZE |        | M (mm) | M5 (mm) | Y (mm) | Dynamic Pressure (x 1,000 PSI) |  |  |
|---------------------|----------|--------|--------|---------|--------|--------------------------------|--|--|
|                     | 1 (in.)  | 2 BSPP |        |         |        | -S                             |  |  |
| 6-4XEMK46           | 3/8      | 1/4-19 | 26.9   | 33.2    | 19     | 4.0                            |  |  |
| 6XEMK46             | 3/8      | 3/8-19 | 26.9   | 32.6    | 19     | 4.0                            |  |  |
| 8-6XEMK46           | 1/2      | 3/8-19 | 31.8   | 32.6    | 19     | 4.0                            |  |  |
| 8XEMK46             | 1/2      | 1/2-14 | 31.8   | 38.8    | 22     | 4.0                            |  |  |
| 10-8XEMK46          | 5/8      | 1/2-14 | 36.8   | 38.8    | 22     | 4.0                            |  |  |
| 12XEMK46            | 3/4      | 3/4-14 | 42.2   | 40.3    | 27     | 4.0                            |  |  |
| 12-16XEMK46         | 3/4      | 1-11   | 42.2   | 48.8    | 33     | 3.0                            |  |  |
| 16XEMK46            | 1        | 1-11   | 46.0   | 48.8    | 33     | 3.0                            |  |  |

# XHU86

EO Swivel Adapter  
Metric Swivel (EO) / 37° Flare



| TUBE FITTING PART # | END SIZE    |         | C4 HEX (in.) | L2 (in.) | Dynamic Pressure (x 1,000 PSI) |     |     |
|---------------------|-------------|---------|--------------|----------|--------------------------------|-----|-----|
|                     | 1 EO Swivel | 2 (in.) |              |          | -S                             | -SS | -B  |
| <b>L Series</b>     |             |         |              |          |                                |     |     |
| 4-6L XHU86          | 6L          | 1/4     | 1/2          | 1.47     | 4.5                            | 4.5 | 2.9 |
| 6-8L XHU86          | 8L          | 3/8     | 5/8          | 1.52     | 4.5                            | 4.5 | 2.9 |
| 6-10L XHU86         | 10L         | 3/8     | 5/8          | 1.57     | 4.5                            | 4.5 | 2.9 |
| 8-12L XHU86         | 12L         | 1/2     | 13/16        | 1.69     | 4.5                            | 4.5 | 2.9 |
| 10-15L XHU86        | 15L         | 5/8     | 15/16        | 1.98     | 4.5                            | 4.5 | 2.9 |
| 12-18L XHU86        | 18L         | 3/4     | 1 1/8        | 2.11     | 4.5                            | 4.5 | 2.9 |
| 16-22L XHU86        | 22L         | 1       | 1 3/8        | 2.36     | 2.3                            | 2.3 | 1.5 |
| 16-28L XHU86        | 28L         | 1       | 1 3/8        | 2.45     | 2.3                            | 2.3 | 1.5 |
| <b>S Series</b>     |             |         |              |          |                                |     |     |
| 4-6S XHU86          | 6S          | 1/4     | 1/2          | 1.49     | 7.5                            | 7.5 | 4.9 |
| 6-8S XHU86          | 8S          | 3/8     | 5/8          | 1.57     | 7.5                            | 7.5 | 4.9 |
| 6-10S XHU86         | 10S         | 3/8     | 11/16        | 1.57     | 7.5                            | 7.5 | 4.9 |
| 8-12S XHU86         | 12S         | 1/2     | 13/16        | 1.75     | 6.0                            | 6.0 | 3.9 |
| 10-16S XHU86        | 16S         | 5/8     | 15/16        | 2.04     | 5.0                            | 5.0 | 3.3 |
| 12-20S XHU86        | 20S         | 3/4     | 1 1/8        | 2.29     | 5.0                            | 5.0 | 3.3 |
| 16-25S XHU86        | 25S         | 1       | 1 3/8        | 2.45     | 4.5                            | 4.5 | 2.9 |

Dimensions and pressures for reference onl , sub ect to change.



